


Specifications



Save water, have a better shower.

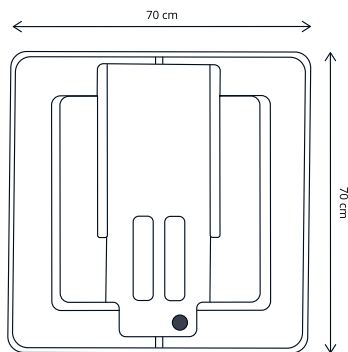
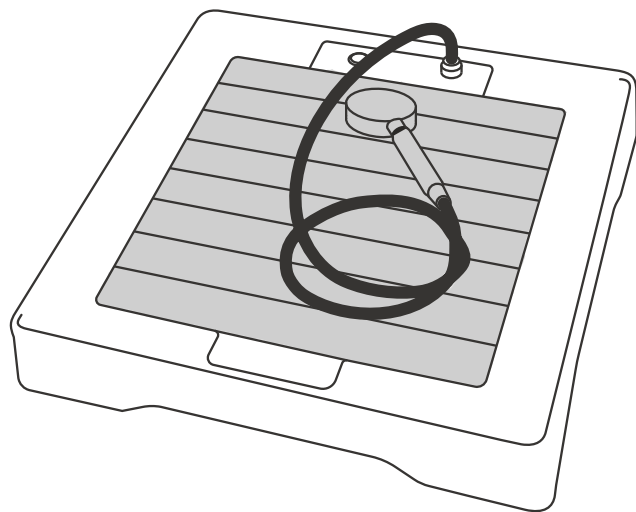
The portable circulation shower

Only 6L (1.5 gallon) of water is required to have a great shower thanks to the circulation system. It's a compact, comfortable and even sustainable solution. No matter if you're on a road trip with your camper van, camping or when you want to have a circulation shower in your off grid cabin. Loopz can be adapted to your personal needs with the help of some [additional kits](#).

Meet Loopz, the endless shower.

What do you receive?

- 1x Shower Head
- 1x Shower Tray - 70x70x10cm / 27.5x27.5x4"
- 1x Shower Deck - Wood composite
- 1x Support for the deck
- 1x Plug
- 1x Microfilter - Stainless Steel mesh 325
- 1x Loopz Control panel
 - including:
 - Stainless steel frame
 - Stainless steel on/off switch
 - 12VDC pump
 - Level sensor
 - Optional 12VDC UV-C module
 - Connection cable - 35 cm / 11.8"
- 1x Adapter - universal **or** car lighter outlet
- 1x Quickstart Guide
- 1x Safety instructions



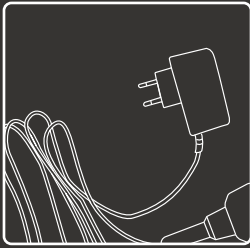
Top view Loopz tray

Size and Weight

- Nett**
- Size: 70x70x10cm / 27.5x27.5x4"
- Weight: 7kg / 15,5lbs
- Shipping**
- Size: 75x75x12cm / 29x29x5"
- Weight: 10kg / 22lbs

Power Supply

- 12VDC input
- 27W max power consumption
- Overvoltage protected
- CE compliant
- IP65 connector
- Check the various [adapters](#)

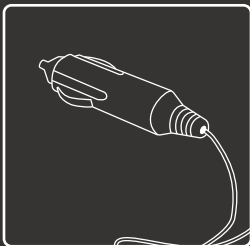


How to power the Loopz?

Universal Power adapter

Loopz runs on 12V DC. Use this universal power adapter to set 100-240 V AC to Loopz 12V power.

- 100 - 240 V AC to 12V DC
- Cable length of 1m / 39,4"



Adapter for Car Lighter outlet

The Loopz can be connected to a 12V Car Lighter outlet.

- 12 V DC to 12 V DC
- Cable length of 2 m / 78,7"

Extension cables

Extension Cable - 5m/16ft

Extend the reach of your Loopz with this additional 5 m / 16 ft cable.

Extension Cable - 10m/32ft

Extend the reach of your Loopz with this additional 10 m / 32 ft cable.

Loopz models

Loopz is available in two different models because of the various demands. Both options have the same specifications and both offer a good filtration. The only difference between the Loopz *Basic* and Loopz *Plus* is the additional UV-C filter.

Loopz *Basic*

The *two-stage* filtration module, suitable for outdoor use and for built in.

- Sediment filter and microfilter

Loopz *Plus*

The *three-stage* filtration module, suitable for outdoor use and for built in.

- Sediment filter, microfilter and *UV-C Light*

Options

Besides the Loopz *Basic* or the Loopz *Plus* you can choose the deck color. The options are Cool Grey or Teak Look, like shown below.

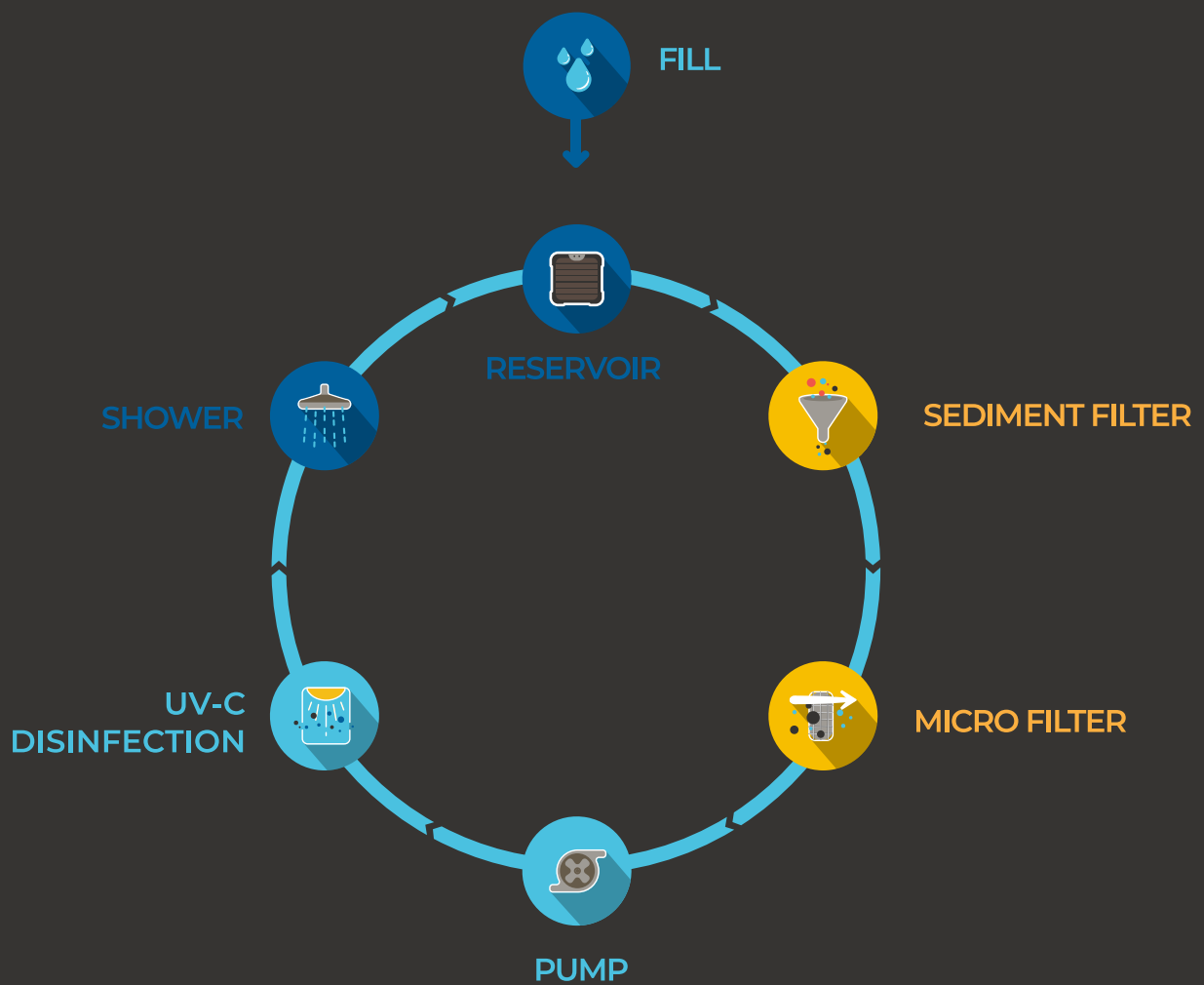


Do you want to order the Loopz? Visit our [webshop](#) or mail us at loopz@hamwells.com.

The Circulation System

Loopz requires only 6L (1.5 gallon) of water due to the circulation system.

You may wonder how this circulation system works and if the water is clean? Well, it is! Let us explain how the circulation and filtration works.



Watch

Loopz Q&A: everything you want to know!





Sediment Filtration

This first stage of filtration is used to get rid of sediment like hairs, sand, leaves etcetera. Thanks to the flow design of the tray, but also thanks to the deck and its support, the sediment will be removed.

- *The tray is specifically designed for an optimal flow*
- *Sediment particles are collected in the tray*



Mechanical Microfiltration

The mechanical stainless steel microfilter ensures particles smaller than 38 micron gets filtered. These are particles like microorganism and some remaining sediment.

- *Stainless steel mesh 325*
- *38 micron filter*
- *Large surface area of 20 x 17 cm / 7.8 x 6.7 "*
- *Low pressure loss*
- *High durability*



UV-C LED (Loopz Plus)

The optimal UV-C light is well known for its disinfectant properties and is extensively used in many industries to get rid of bacteria and viruses. It has a specific wavelength of light which has the ability to destroy the molecular bonds in the DNA of microorganism.

- *Mechanically robust*
- *IP68*
- *Tested and Certified by NSF International against NSF/ANSI 55- 2019*
- *CE (2014/30/EU; 2011/65/EC; 2001/95/EC)*
- *14MJ/cm2 Disinfecting Performance*
- *4-Log (99.99%) inactivation of various common organisms **
- *UV-LEDs have a constant UV output regardless of water temperature*
- *LEDs do not transfer heat to the water, thus limiting fouling*
- *Estimated Lamp lifetime: 8000 hours*

* An LED produces a pre-selected wavelength from a small amount of electricity. The LED then emits UV-C photons through the water that penetrate the cells and damage the nucleic acid in the microorganism DNA. As a result, UV-C LEDs allow for high-intensity radiation to kill the bacteria in seconds, and its effectiveness is measured in LOGs. Loopz collaborates with Aquisense Technologies, for more info about the UV-C light please check www.aquisense.com/technology.

Please note Loopz filtration system does not filter water to the quality of drinking water. It is almost impossible to filter out substances dissolved in water such as soap. Please limit the amount of soap used and do not leave harmful substances in the environment.

How to use your Loopz?

Loopz is very user friendly. It is compact, robust and easy to use. The steps are straightforward and you are able to enjoy your endless shower within minutes.

We will explain you the steps, let's get started!

1.

Filling the water reservoir

Loopz requires only 6 L (1.5 gallon) of water to have an endless shower. Do you want to shower 5 minutes, 10 or even one hour? It does not matter, your water usage still remains 6L. Just fill the water reservoir with fresh water for each shower. It is possible to fill the tank with hot water.

Connect & Shower

Connect the Loopz to a power supply. The LED indicator around the stainless steel push button indicates the status of the Loopz. When the LED is flashing on and off it means that your Loopz is connected, but there is not enough water yet. When the LED gives a continu signal it is shower time! Push the button and the Loopz starts. While showering the LED will softly glow on and off. Push again and the Loopz stops at your command.

2.

3.

Cleaning

The Loopz can be taken apart, because of this the components are easy to clean. Besides the usual cleaning we advise to frequently clean the shower by adding a mild detergent to the water reservoir and let it run for a few minutes . It is important to rinse the microfilter with water after each shower (please note to use an external water source to prevent any pollution in your Loopz).

Save water, have a better shower 